

Technical Bulletin

Bulletin Number: 242 Revision Number: R-03

Release Date: December 18, 1981 Revision Date: June 9, 1997

SUBJECT: SHIMMING IN T-MODEL VENDERS

MODELS: DNCB 432T/252-6
DNCB 522T/300-6
DNCB 630T/360-6

SERIAL BREAK: Pre-Series 90, prior to 0001-3162AO
(Except 1954-3161AO to 2003-3161AO and 2656-3161AO to 2750-3161AO)
(Includes production runs 3164AO, 3166DN, and 3167AO)

REASON: To provide the shimming and set-up for various plastic bottles used domestically.

Note: Rear spacers have a spring loaded feature for engagement tabs to facilitate installation and make more secure.

KIT: Listed on this Technical Bulletin are the various kits required to vend the packages indicated, CANADIAN AS WELL AS DOMESTIC.

USE THIS CHART TO "SET-UP" AND "SHIM" 432T, 522T, AND 630T PRE-SERIES 90 VENDERS PRIOR TO 0001-3162AO (EXCEPT 1954-3161AO TO 2003-3161AO & 2656-3161AO TO 2750-3161AO). (INCLUDES PRODUCTION RUNS 3164AO, 3166DN, AND 3167AO)

Kit #	Package Description & Venders Approved	Loading Depth	Can Retainers	Parts per Column	Cam Setting	Special Adjustable Cams Req'd	Rear Spacer Location	Other Parts
-	16 oz. NR Bottle PLB	2	0	0	4 notches	0	Hole 21	none
1	16 oz. "B" Bottle NR	1	0	2 flat shims (1 ea. side)	2 notches	6	Hole 5	divider angle & screws
2	16 oz. "B" Bottle NR Straightwall 2 7/8" dia x 7 5/8" ht.	2	0	2 flat shims (1 ea. side)	4 notches	0	Hole 23	none
3	10 oz. NR Bottle PLB	2	0	2 ribbed & 2 flat shims (1 ribbed & 1 flat shim ea. side)	4 notches	0	Hole 14	none
4	12 oz. Rim or Rimless Can	3	12	4 ribbed shims (2 ribbed shims ea. side)	6 notches	0	Hole 21	none
5	16 oz. Returnable	1	0	4 ribbed shims (2 ribbed shims ea. side)	2 notches	6	Hole 13	divider angle & screws
6	16 oz. NR & .5 Liter Both Generic Straight Wall Plastic PET Bottle	2	0	2 flat shims (1 ea. side)	4 notches	0	Hole 20 or 21 (depending on bottle height)	none
7	.5 Liter Contour Coke Plastic PET Bottle	1	0	2 ribbed & 2 flat shims (1 ribbed & 1 flat shim ea. side)	2 notches	6	Hole 5	divider angle & screws
8	.5 Liter Returnable Pepsi Glass Bottle & Coke Glass Bottle	1	0	2 ribbed shims (1 ribbed shim ea. side)	2 notches	6	Hole 8	divider angle & screws
9	16 oz. Cans	2	6	8 - 16 oz. shims ((4 - 16 oz. shims ea. side)	4 notches	0	Hole 17	none
10	12 oz. Returnable Coke & Sprite Glass Bottle	1	0	4 ribbed shims (2 ribbed shims ea. side)	2 notches	6	Hole 8	divider angle & screws

NOTE: ONE RIBBED SHIM IS EQUAL TO 2 FLAT SHIMS.

To vend the packages listed on this page order the following kits:

Part Number	Description	Kit & Part Quantities									
		1	2	3	4	5	6	7	8	9	10
801,804,890.21	right ribbed shim	0	0	6	12	12	0	6	6	0	12
801,804,900.21	left ribbed shim	0	0	6	12	12	0	6	6	0	12
801,901,860.21	flat black shim	12	12	12	0	0	12	12	0	0	0
361,010,120.33	16 oz. can shim	0	0	0	0	0	0	0	0	48	0
901,700,650.01	can retainer	0	0	0	12	0	0	0	0	6	0
801,804,460.11	special adj. cam	6	0	0	0	6	0	6	6	0	6
236,010,010.03	divider angle	1	0	0	0	1	0	1	1	0	1
900,301,560.21	screw, #8-32x3/8	3	0	0	0	3	0	3	3	0	3

USE THIS CHART TO "SET-UP" AND "SHIM" 432T, 522T, AND 630T PRE-SERIES 90 VENDERS PRIOR TO 0001-3162AO (EXCEPT 1954-3161AO TO 2003-3161AO & 2656-3161AO TO 2750-3161AO). (INCLUDES PRODUCTION RUNS 3164AO, 3166DN, AND 3167AO)

Kit #	Package Description & Venders Approved	Loading Depth	Can Retainers	Parts per Column	Cam Setting	Special Adjustable Cams Req'd	Rear Spacer Location	Other Parts
See Below	10 oz. "B" Coke NR Bottle	1	0	2 ribbed shims (1 ribbed shim ea. side)	2 notches	6	Hole 3	1 rt & 1 left hem angles & 4 hem channels
See Below	10 oz. NR Mt. Dew Paper Label Bottle 7 3/4" ht.	1	0	2 ribbed & 2 flat shims (1 ribbed & 1 flat ea. side)	2 notches	6	Hole 4	1 rt & 1 left hem angles & 4 hem channels
See Below	10 oz. NR Straight Wall "A" Bottle	1	0	2 ribbed & 2 flat shims (1 ribbed & 1 flat ea. side)	2 notches	6	Hole 1	1 rt & 1 left hem angles & 4 hem channels
See Below	10 oz. NR Tab Bottle	1	0	2 ribbed & 2 flat shims (1 ribbed & 1 flat ea. side)	2 notches	6	Hole 3	1 rt & 1 left hem angles & 4 hem channels
See Below	10 oz. NR Coke "C" Bottle	1	0	2 ribbed & 2 flat shims (1 ribbed & 1 flat ea. side)	2 notches	6	Hole 4	1 rt & 1 left hem angles & 4 hem channels
See Below	10 oz. NR Sprite Bottle	1	0	2 ribbed shims (1 ribbed shim ea. side)	2 notches	6	Hole 3	1 rt & 1 left hem angles & 4 hem channels
See Below	10 oz. NR Mello Yello Bottle	1	0	2 ribbed shims (1 ribbed shim ea. side)	2 notches	6	Hole 3	1 rt & 1 left hem angles & 4 hem channels
See Below	10 oz. NR Dr. Pepper Bottle 7 3/4" ht.	1	0	2 ribbed & 2 flat shims (1 ribbed & 1 flat ea. side)	2 notches	6	Hole 3	1 rt & 1 left hem angles & 4 hem channels
See Below	10 oz. NR Pepsi Swirl Bottle	1	0	2 ribbed shims (1 ribbed shim ea. side)	2 notches	6	Hole 1	1 rt & 1 left hem angles & 4 hem channels
See Below	10 oz. Rimmed Cans & 10 oz. Rimless Cans	3	6	2 ribbed & 2 flat shims (1 ribbed & 1 flat ea. side)	6 notches	0	Hole 21	1 rt & 1 left hem angles & 4 hem channels

To vend the 10 oz. Bottles and 10 oz. Cans listed on this page order the following kits:

Kit #	Vender Model #	Part Number	Description
11	630T	324,010,400.04	Small Diameter Bottle/10 oz. Can Kit
12	522T	328,010,100.04	Small Diameter Bottle/10 oz. Can Kit
13	432T	329,010,100.04	Small Diameter Bottle/10 oz. Can Kit

Part Number	Part Description	Part Number	Part Description
801,804,890.21	right ribbed shim	329,010,010.03	hem channel add on 432T
801,804,900.21	left ribbed shim	324,010,060.03	hem angle add on right 630T
801,901,860.21	flat black shim	328,010,020.03	hem angle add on right 522T
901,700,650.01	can retainer	329,010,020.03	hem angle add on right 432T
801,804,460.11	special adjustable cam	324,010,070.03	hem angle add on left 630T
324,010,050.03	hem channel add on 630T	328,010,030.03	hem angle add on left 522T
328,010,010.03	hem channel add on 522T	329,010,030.03	hem angle add on left 432T

USE THIS CHART TO "SET-UP" AND "SHIM" 432T, 522T, AND 630T PRE-SERIES 90 VENDERS PRIOR TO 0001-3162AO (EXCEPT 1954-3161AO TO 2003-3161AO & 2656-3161AO TO 2750-3161AO). (INCLUDES PRODUCTION RUNS 3164AO, 3166DN, AND 3167AO)

Kit #	Package Description & Venders Approved	Loading Depth	Can Retainers	Parts per Column	Cam Setting	Special Adjustable Cams Req'd	Rear Spacer Location	Other Parts
See Below	10 oz. Returnable 7UP Bottle	1	0	1 w/a shim right & 1 w/a shim left	2 notches	6	Hole 8	divider angle & screws
See Below	10 oz. Returnable Dr. Pepper Bottle	1	0	1 w/a shim right & 1 w/a shim left	2 notches	6	Hole 8	divider angle & screws
See Below	10 oz. Returnable Diet Rite Bottle	1	0	1 w/a shim right & 1 w/a shim left	2 notches	6	Hole 8	divider angle & screws
See Below	10 oz. Returnable RC Bottle	1	0	1 w/a shim right & 1 w/a shim left	2 notches	6	Hole 8	divider angle & screws
See Below	10 oz. Returnable Coke Bottle	1	0	1 w/a shim right & 1 w/a shim left	2 notches	6	Hole 8	divider angle & screws
See Below	10 oz. Returnable Pepsi Swirl Bottle	1	0	1 w/a shim right & 1 w/a shim left	2 notches	6	Hole 8	divider angle & screws
See Below	10 oz. Returnable Nehi Bottle	1	0	1 w/a shim right & 1 w/a shim left	2 notches	6	Hole 8	divider angle & screws

To vend the 10 oz. Returnable Bottles listed on this page order the following kits.

Part Number	Description	Kit# 14	Kit# 15	Kit# 16
		432T	522T	630T
329,010,200.03	w/a shim right	6	0	0
329,010,300.03	w/a shim left	6	0	0
328,010,200.03	w/a shim right	0	6	0
328,010,300.03	w/a shim left	0	6	0
324,010,600.03	w/a shim right	0	0	6
324,010,700.03	w/a shim left	0	0	6
236,010,010.03	divider angle	1	1	1
900,301,560.21	screw #8-32x3/8	3	3	3
801,804,460.11	adjustable cam black - special	6	6	6

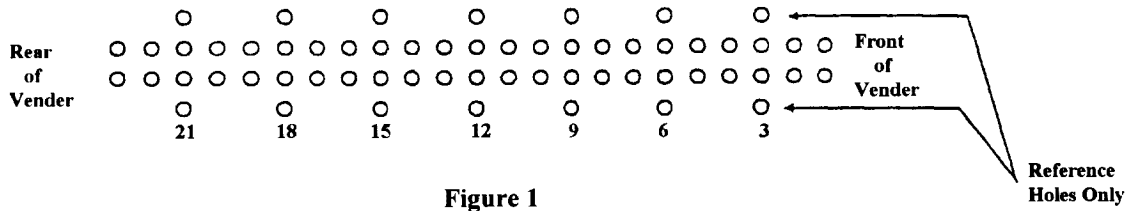


Figure 1

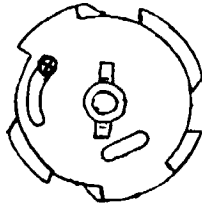


Figure 2

Move the adjustable cam (on vend motor) to number of notches indicated in the shim list. Adjust cam to the end of adjustment slot.

- | | |
|-------------------------------|----------------|
| Adjustable Cam, Black | 801,804,470.01 |
| Special Adjustable Cam, Black | 801,804,460.11 |
| Vending Cam, Black | 801,804,380.21 |



Can Stop Shim, 16 oz.
361,010,120.33



Flat Black Shim
801,901,860.21

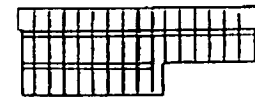


Figure 3

- | | |
|----------------|-------------------------------|
| 801,804,890.21 | Right Ribbed Shim (not shown) |
| 801,804,900.21 | Left Ribbed Shim (shown) |

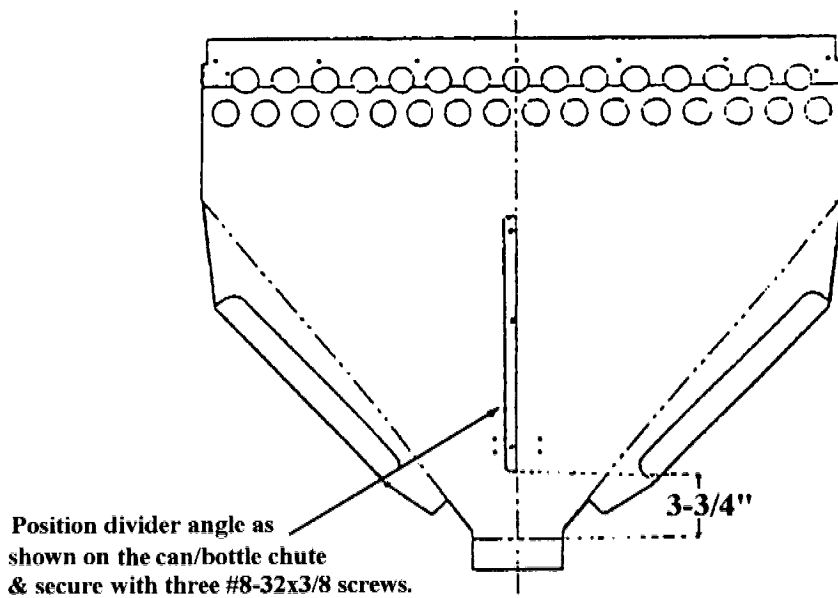


Figure 4

- | | |
|------------------|----------------|
| Divider Angle | 236,010,010.03 |
| Screw, #8-32x3/8 | 900,301,560.21 |

Package Loading

Position bails as shown. Load packages No. 1, 2, 3, and 4 as shown in both front, middle and rear of column. Front middle and rear must be loaded evenly. All bottles must be loaded with the cap towards the rear spacer.

When column is sold-out, load first two bottles heel down, crown up, at approximately 45°. See figure 5.

Then release to horizontal position, see figure 6.




Figure 5

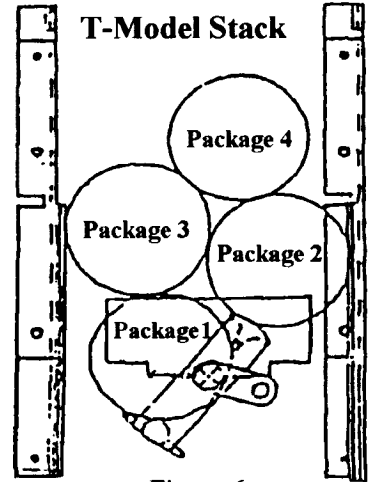


Figure 6

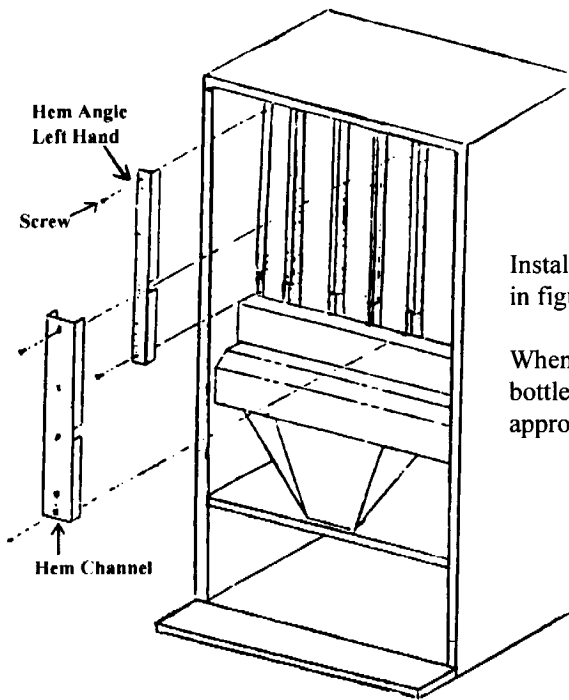


Figure 7

Install hem and channel angles as shown in figure 7.

When column is sold-out, load first two bottles heel down, crown up, at approximately 45°. See figure 5.

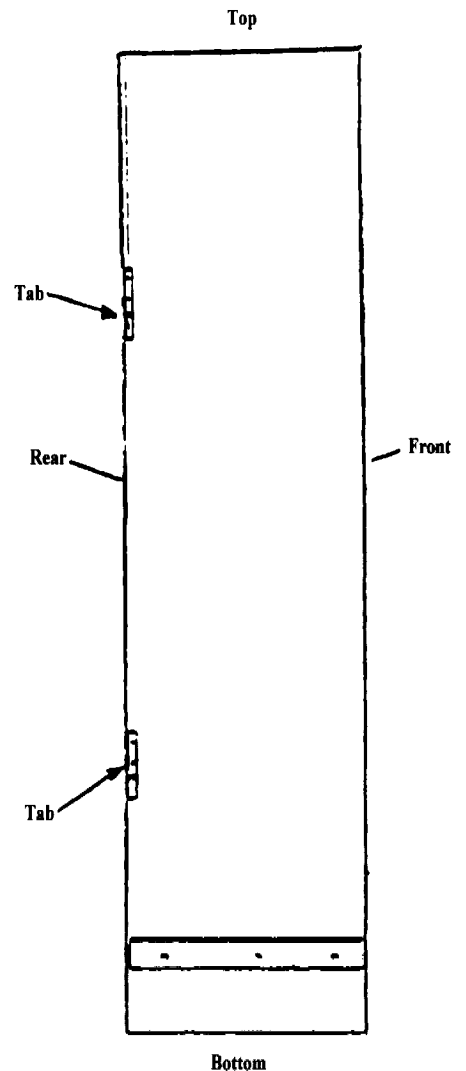


Figure 9

To install shim, align tabs with existing slots in column wall and drop into position. Install shim for right side (not shown) in the same manner.

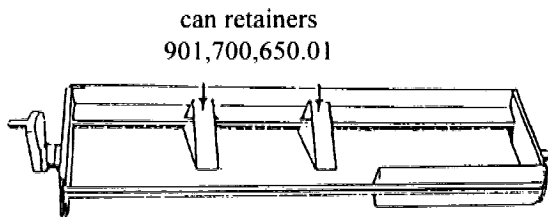


Figure 8